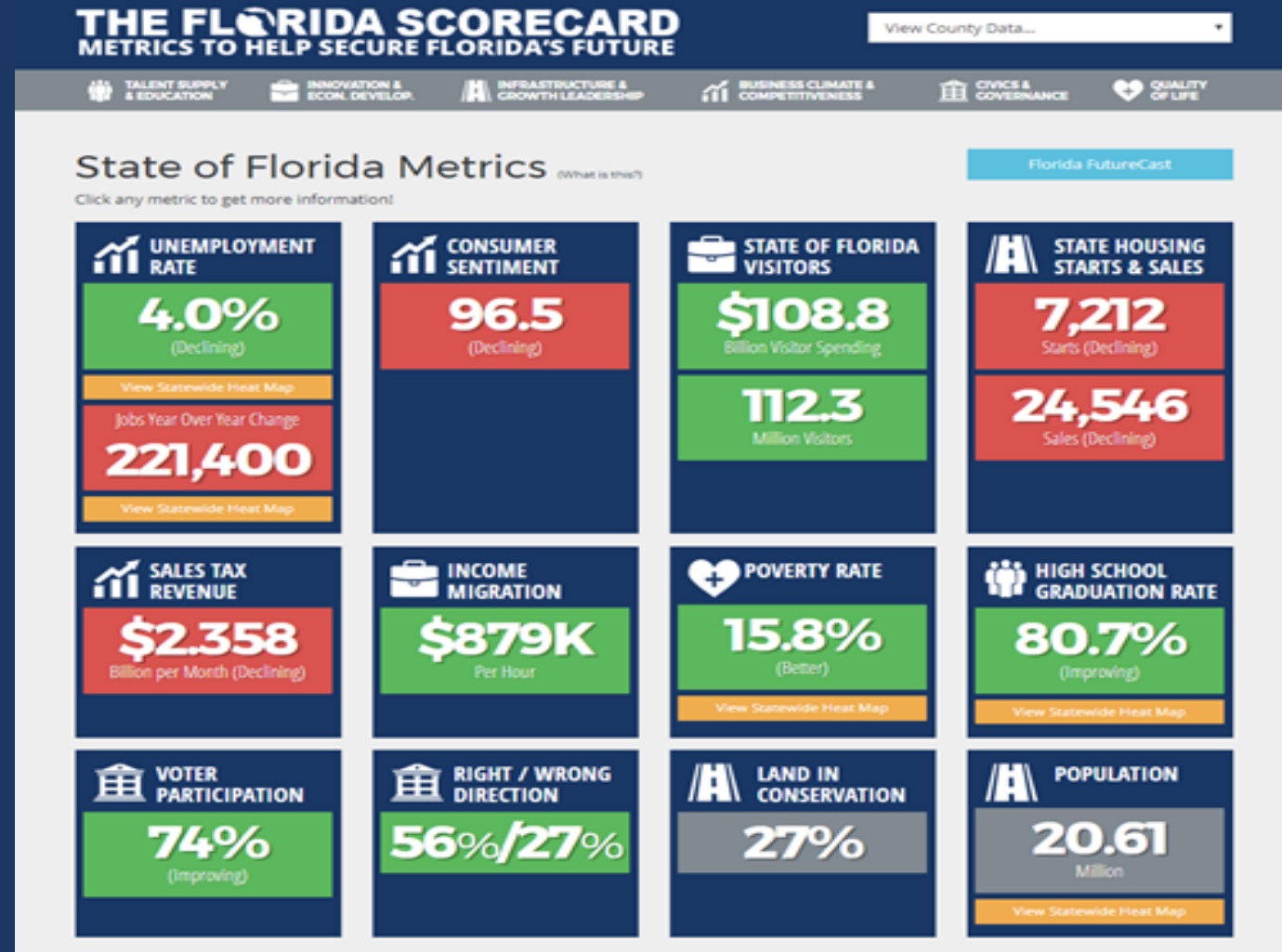


“Florida is changing. Our economics, our demographics and our politics are all changing and these changes are both opportunities and challenges.” – Mark Wilson

mwilson@flchamber.com

www.TheFloridaScorecard.org

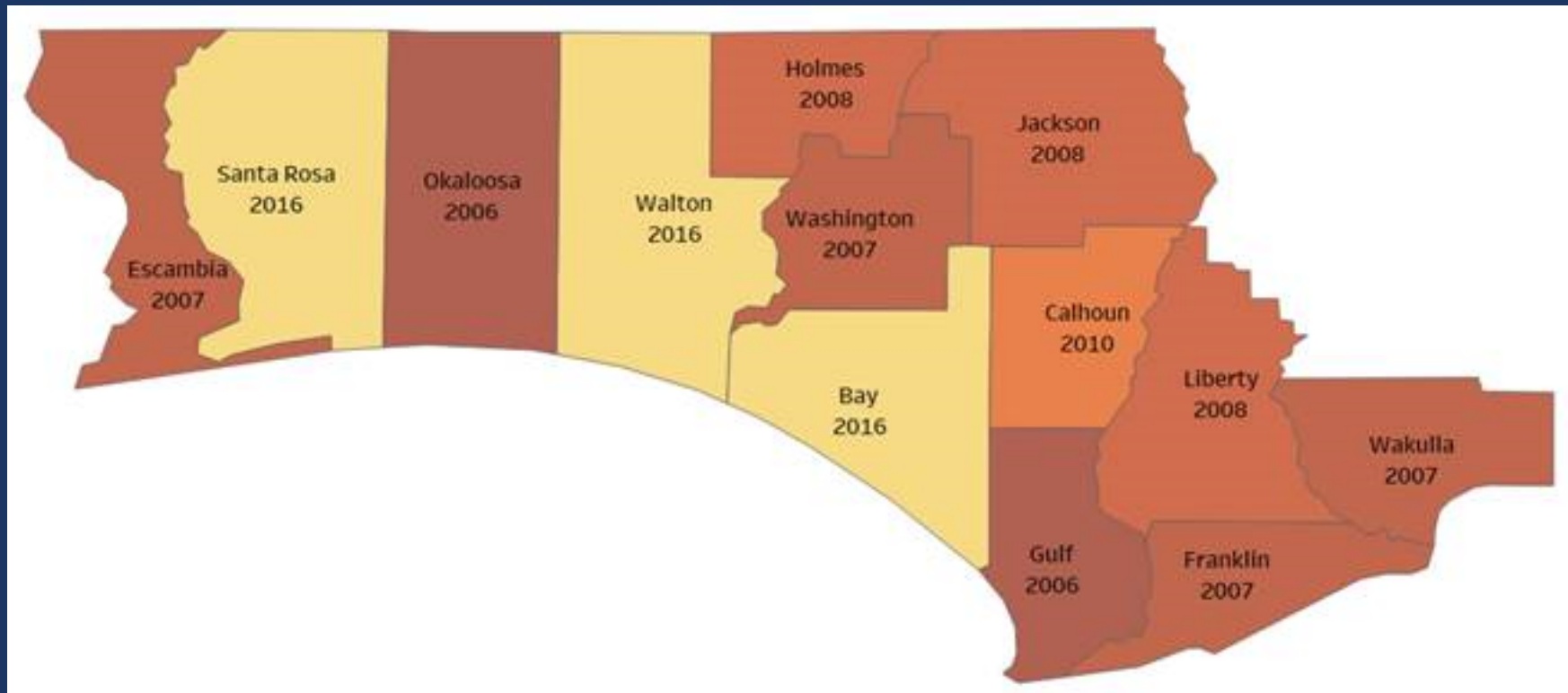
- Florida's Economy \$926.8 Billion GDP (16th / \$1T by 2019)
- 20.61 Million Residents (3rd / +5.4M by 2030 / +1000/day)
- Florida creates around 1 out of every 10 jobs in the U.S.
- 112.3 Million Visitors in 2016
- 4.0% Unemployment Rate



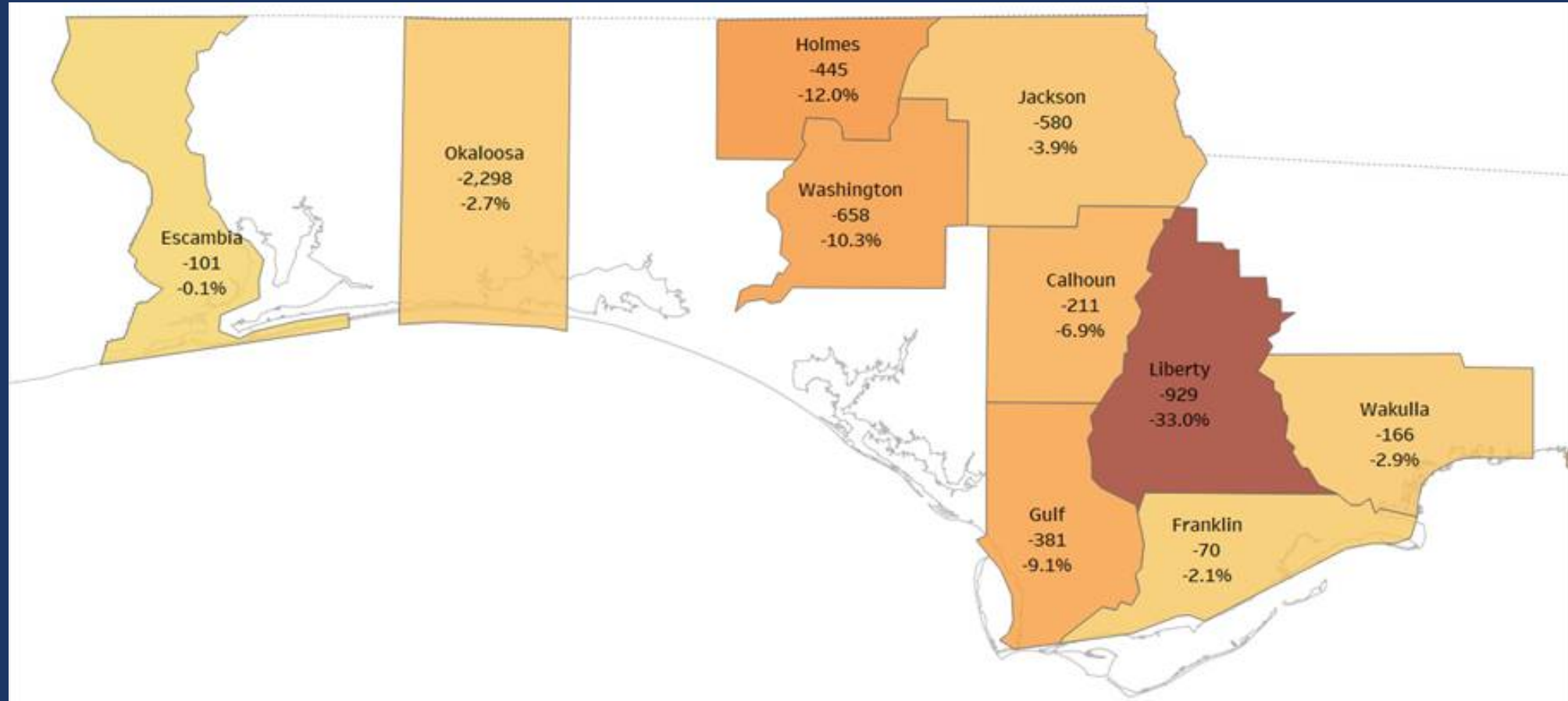
Florida Great Northwest Regional Scorecard

| | NET NEW JOBS NEEDED BY 2020 | NET NEW JOBS NEEDED BY 2030 | JOB CREATION JUNE 2016 – JUNE 2017 (GROWTH RATE) | CURRENT ESTIMATED POPULATION | 2030 ESTIMATED POPULATION | POVERTY RATE UNDER 18 YEARS PEOPLE/RATE |
|-------------------|-----------------------------|-----------------------------|--|------------------------------|---------------------------|---|
| Bay | 4,509 | 12,606 | 1,990 (2.3%) | 183,974 | 202,700 to 227,200 | 9,926/25.8% |
| Calhoun | 213 | 490 | 90 (1.9%) | 14,423 | 15,400 to 17,400 | 975/32.8% |
| Escambia | 2,126 | 5,960 | 63 (1.3%) | 315,187 | 332,900 to 361,700 | 727/38.5% |
| Gulf | 40 | 110 | 120 (2.0%) | 15,990 | 18,100 to 20,400 | 711/29.2% |
| Holmes | 175 | 393 | 133 (2.1%) | 19,487 | 20,500 to 23,100 | 1,307/34.9% |
| Jackson | 229 | 389 | -43 (-0.3%) | 48,229 | 51,800 to 57,400 | 2,803/31.8% |
| Liberty | 142 | 369 | 107 (4.4%) | 8,202 | 10,100 to 11,500 | 460/29.9% |
| Okaloosa | 2,492 | 8,046 | 881 (3.1%) | 201,170 | 214,300 to 236,900 | 3,285/26.1% |
| Santa Rosa | 5,127 | 16,994 | 280 (3.0%) | 170,497 | 211,700 to 239,900 | 1,665/34.2% |
| Wakulla | 887 | 2,714 | | 31,893 | 37,100 to 41,500 | |
| Walton | 3,172 | 8,890 | 3,261 | 65,889 | 86,800 to 98,100 | 21,859/28.3% |
| Washington | 417 | 1,130 | | 24,569 | 26,600 to 30,000 | |
| Region | 9,017 | 24,797 | 3,261 | 392,664 | 444,600 to 499,300 | 21,859/28.3% |
| Florida | 800,000 | 2 million | 238,600 (2.9%) | 20.61 million | 26 million | 944,415/23.4% |

When Was Your County's Peak Year For Jobs Between 2006 and 2016?

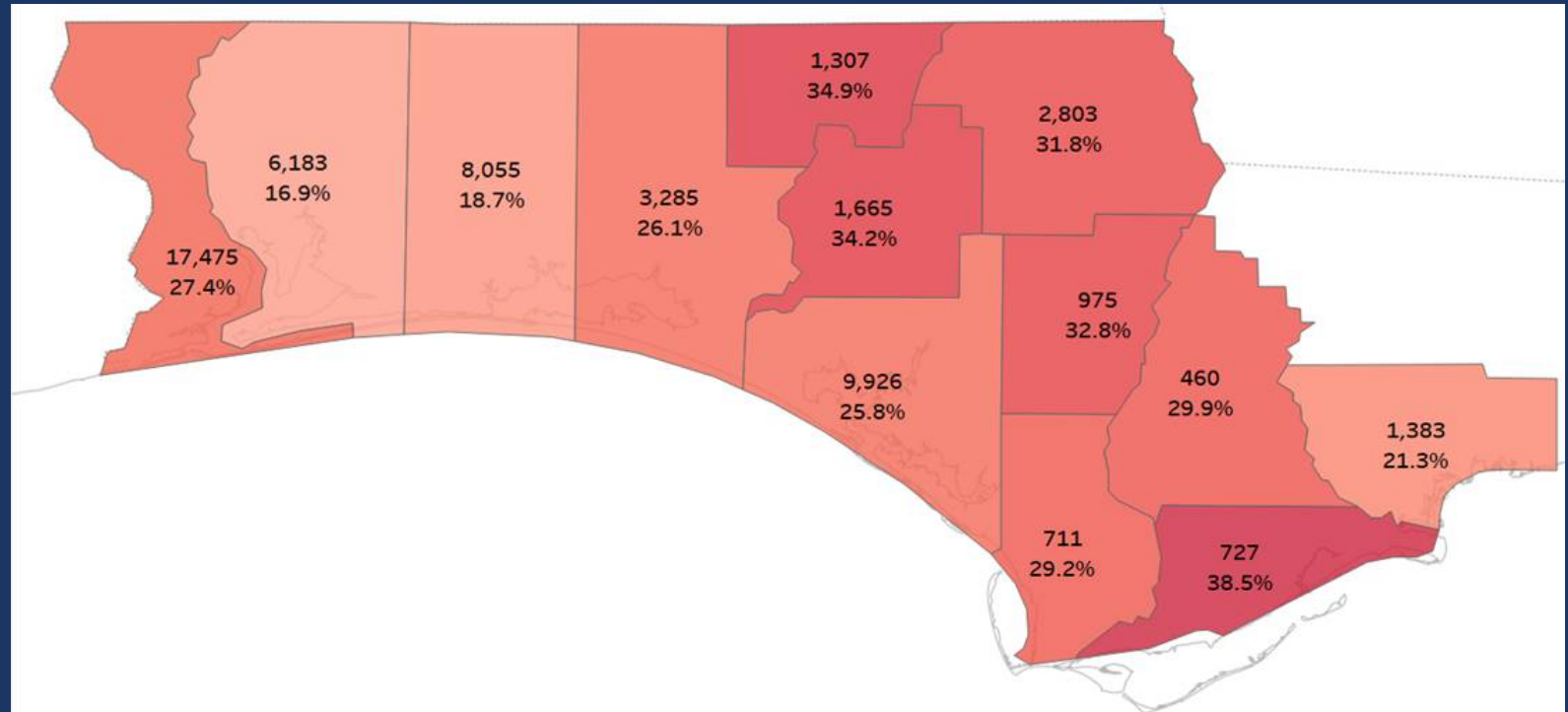


How Many Jobs Is Your County Behind Peak Year?



Under-18 Poverty

| Florida's Great Northwest Counties | # of Kids | Child Poverty Rate |
|------------------------------------|-----------|--------------------|
| Bay | 9,926 | 25.8 |
| Escambia | 17,475 | 27.4 |
| Santa Rosa | 6,183 | 16.9 |
| Okaloosa | 8,055 | 18.7 |
| Walton | 3,285 | 26.1 |
| Holmes | 1,307 | 34.9 |
| Washington | 1,665 | 34.2 |
| Jackson | 2,803 | 31.8 |
| Calhoun | 975 | 32.8 |
| Gulf | 711 | 29.2 |
| Liberty | 460 | 29.9 |
| Franklin | 727 | 38.5 |
| Wakulla | 1,383 | 21.3 |
| Total | 54,955 | |



Florida Trade and Logistics Strategy

Move more trade through
Florida sea and air gateways

Make, grow and refine more
products for export in Florida

Multiply the impacts
of trade in Florida